

H3-MABA-007748-CT1160

5-1200MHz 50Ω 1:1 Balun

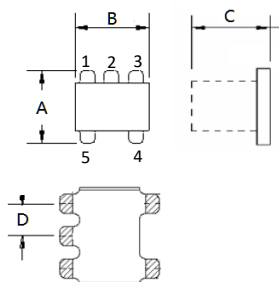
• APPLICATIONS

• Ideally suited for high volume cellular and wireless applications.

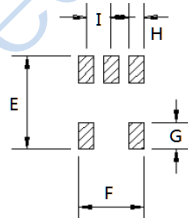
• FEATURES

- Surface mount
- Impedance ratio: 1:1
- Available on tape and reel
- RoHS compliant and Pb free
- 260°C reflow compatible
- CT on Secondary

DIMENSIONS



Land Pattern



A	B	C
3.81	3.81	3.81 Max
D		
1.27		

E	F	G
4.83	3.30	1.40
H	J	
0.76	1.27	

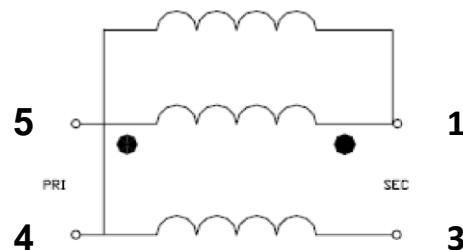
Unless otherwise stated dimensions are in mm

Tolerance: .xx ± 0.25, .xxx ± 0.05

ELECTRICAL SPECIFICATIONS@25°C:

Parameters (P#: ENA PORT)	frequency band	Min.	Typ.	Max.	Unit
Port Impedance, Z0			75		Ohm
Insertion Loss	5-40MHz		0.2	0.5	dB
	40-600MHz		0.3	1.0	dB
	600-1000MHz		0.6	2.0	dB
	1000-1200MHz		1.6	3.0	dB
Return Loss	5-40MHz	17.0	27.0		dB
	40-200MHz	22.0	29.0		dB
	200-400MHz	15.0	22.0		dB
	400-600MHz	10.0	17.0		dB
	600-1200MHz	6.0	11.0		dB
Amplitude Balance	5-1200MHz		0.4	1.0	dB
Phase Balance (Nominal 180°)	5-1000MHz		0.6	10	Deg
	1000-1200MHz		9.2	20	Deg

FUNCTIONAL SCHEMATIC



Pin Configuration

Pin No.	Function
1	Secondary Dot
2	Not Connected
3	Secondary
4	Primary
5	Primary Dot

ABSOLUTE MAXIMUM RATINGS

Parameter	Value
Input Power	250mW MAX
DC Current	30mA MAX
Operating Temperature Range	-20 to 85°C
Storage Temperature Range	-20 to 85°C

Tel: +86-28-85589664

E-mail: mr_li@henglitaitech.com

Web: www.hltchips.com

Adress: No.198 Tianqin East Street, Gaoxin West District, Chengdu City

TEST CURVE

