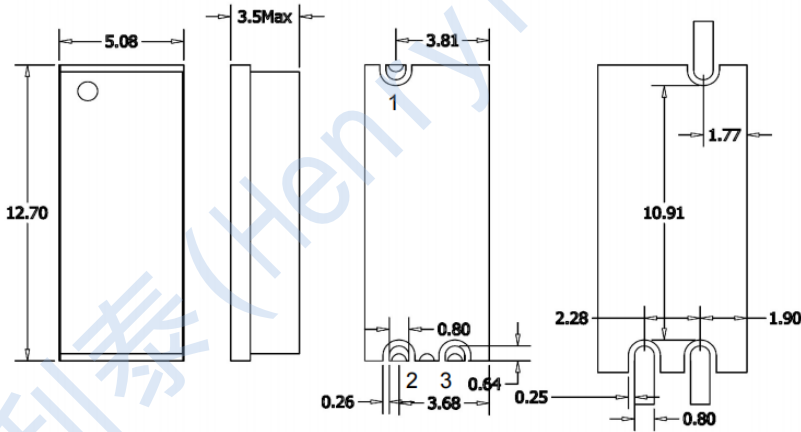




10-20000Mhz 50Ω 1:2Ratio Transformer

HT-BAL-0020SLG

Mechanical Dimensions:



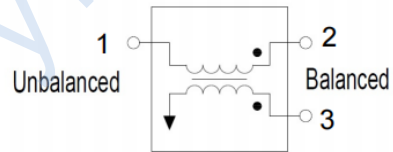
Notes:

- 1: Dimensions in mm.
- 2: Tolerance $\pm 0.3\text{mm}$ unless otherwise noted.

Ports Configuration:

In	1
Out 1 (0°)	2
Out 2(180°)	3
Ground	Other

Schematic:



Maximum Ratings:

Parameters	Conditions	Unit	Min	Max
RF Power		Watt		1
DC Current		mA		300
Operating Temperature Range		Degree Cel	-55	100
Storage Temperature Range		Degree Cel	-65	125
Moisture Sensitivity Level				1

Ordering Information:

Part Description	Details
HT-BAL-0009SMG	500 per reel



10-20000MHz 50Ω 1:2Ratio Transformer

HT-BAL-0020SLG

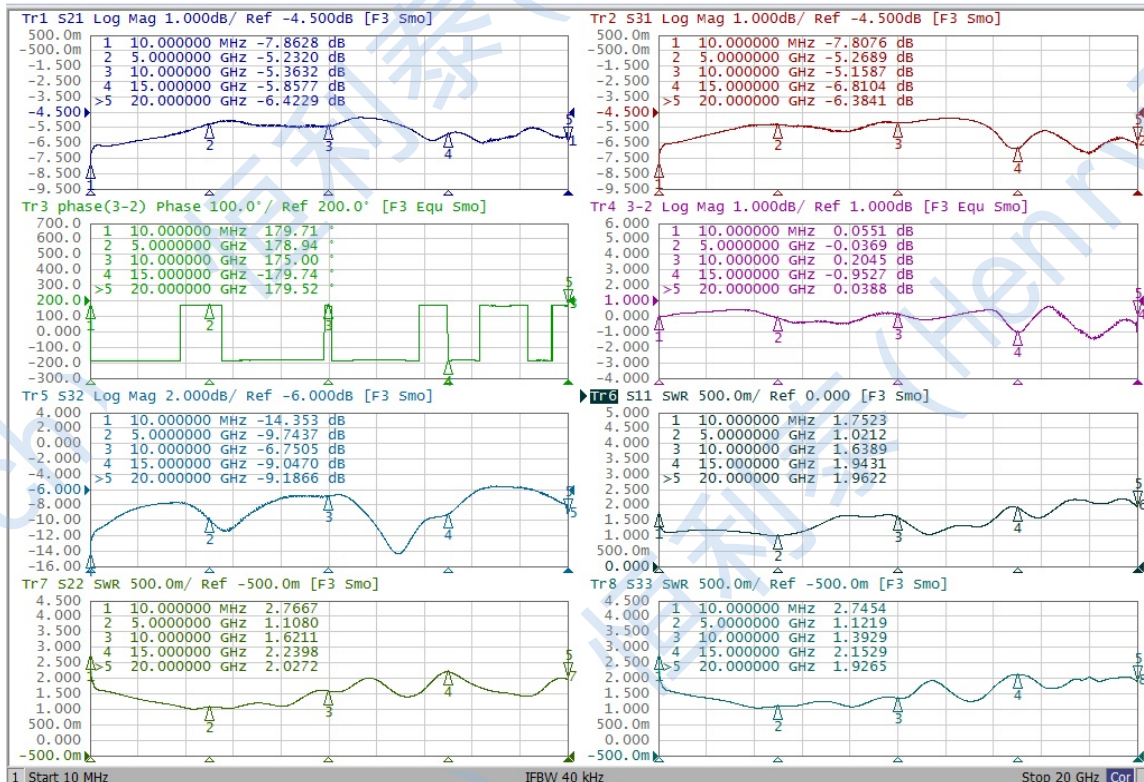
Electrical Specifications: Zo=50 Ohm Pin = 0 dBm

Parameter	Test Conditions	Unit	Min	Typical	Max
Frequency Range	-	MHz	10	~	20000
Impedance	-	-	-	50	-
Impedance Ratio	-	-	-	1:2	-
Insertion Loss	10-16000MHz	dB	-	4.5	7
	16000-20000MHz			5	8
Amplitude Balance	10-20000MHz	dB	-	0.4	1.2
Phase Balance	10-20000MHz	°	-	5	10
Isolation	10-20000MHz	dB	-	12	-
VSWR(In)	10-20000MHz	-	-	1.5	-
VSWR(Out)	10-20000MHz	-	-	1.6	-

Notes:

1: Specifications guaranteed over the operating temperature range.

Typical Performance Curves:



Tel: +86-28-85589664

E-mail: mr_li@henglitaitech.com

Web: www.hltchips.com

Room 1401, 14th Floor, Building 5, Huaxi Science and Technology Innovation Center, No. 50, Shuxi Road, Jinniu District, Chengdu City