

H3-ADT16-6T+

0.3-70MHz 50Ω 1:16 Balun

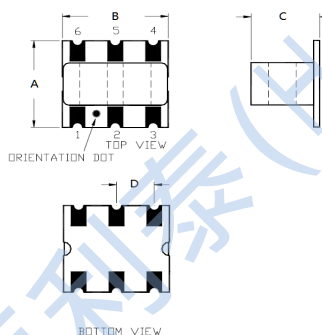
APPLICATIONS

• Ideally suitable for CATV broadband applications.

FEATURES

- Surface mount
- Impedance ratio: 1:16
- Centre tap on secondary
- RoHS compliant and Pb free
- Available on tape and reel

DIMENSIONS

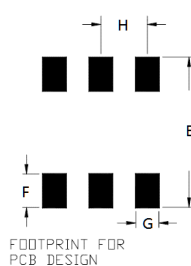


A	B	C
6.35	7.15	3.70
D		
2.54		

Unless otherwise stated dimensions are in mm

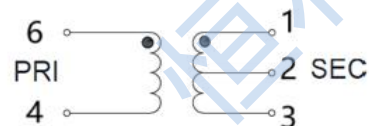
Tolerance: .xx ± 0.25, .xxx ± 0.05

Land Pattern



E	F	G
7.62	1.75	1.27
H		
2.54		

FUNCTIONAL SCHEMATIC



PIN CONFIGURATION

Pin No.	Function
1	Secondary Dot
2	Secondary Centre Tap
3	Secondary
4	Primary
5	NOT USED
6	Primary Dot

ELECTRICAL SPECIFICATIONS@25°C:

Parameters (P#: ENA PORT)	frequency band	Min.	Typ.	Max.	Unit
Port Impedance, Z0 (P1 / P2 / P3)			50		Ohm
Insertion Loss	0.3-70MHz		1.1	3.0	dB
	0.3-45MHz		0.8	2.0	dB
	0.3-33MHz		0.6	1.0	dB
Return Loss	0.3-70MHz		10.0		dB
	0.3-45MHz		14.0		dB
	0.3-33MHz		16.0		dB
Amplitude Balance	0.3-70MHz		0.1		dB
	0.3-45MHz		0.1		dB
	0.3-33MHz		0.1		dB
Phase UnBalance	0.3-70MHz		0.1		°
	0.3-45MHz		0.1		°
	0.3-33MHz		0.1		°

ABSOLUTE MAXIMUM RATINGS

Parameter	Value
RF Power	0.25W
DC Current	30mA
Operating Temperature Range	-20 to 85°C

TEST CURVE

