

H3-B50-4-2-800M

2-800MHz 50Ω 1:4 Balun

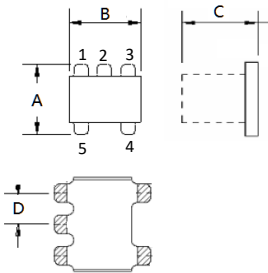
APPLICATIONS

• Ideally suited for high volume cellular and wireless applications.

FEATURES

- Surface mount
- Impedance ratio: 1:4
- Available on tape and reel
- RoHS compliant and Pb free
- 260°C reflow compatible
- CT on Secondary

DIMENSIONS

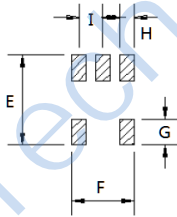


A	B	C
3.81	3.81	2.90 Max
D		
1.27		

Unless otherwise stated dimensions are in mm

Tolerance: .xx ± 0.25, .xxx ± 0.05

Land Pattern



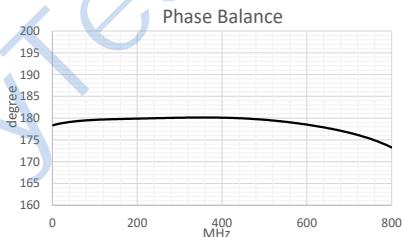
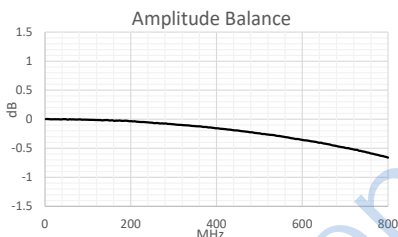
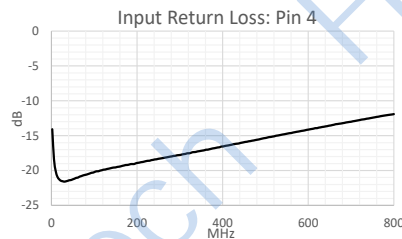
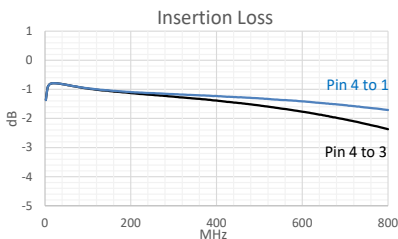
E	F	G
4.83	3.30	1.40
H	J	
0.76	1.27	

ELECTRICAL SPECIFICATIONS@25°C:

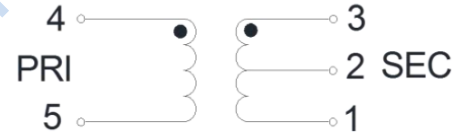
Parameters (P#: ENA PORT)	frequency band	Min.	Typ.	Max.	Unit
Port Impedance, Z0 (P1 / P2 / P3)			50/100/100		Ohm
Insertion Loss	10-100MHz		0.8	1.0	dB
	5-600MHz		1.2	2.0	dB
	2-800MHz		2.3	3.0	dB
Amplitude Balance	10-100MHz		0.05	0.25	dB
	2-800MHz		0.6	1.0	dB
	10-500MHz		1.3	2	Deg
Phase Balance (Nominal 180°)	2-800MHz		6.4	10	Deg

External DC blocking capacitors are required on all RF ports (39 pF capacitors are recommended).

TEST CURVE



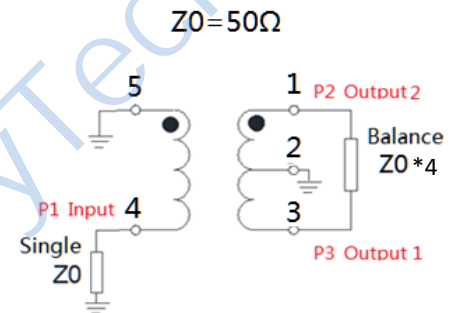
FUNCTIONAL SCHEMATIC



PIN CONFIGURATION

Pin No.	Function
1	Secondary Dot
2	Secondary CT
3	Secondary
4	Primary
5	Primary Dot

APPLICATION & TEST CIRCUIT



ABSOLUTE MAXIMUM RATINGS

Parameter	Value
Input Power	250mW MAX
DC Current	30mA MAX
Operating Temperature Range	-55 to 85°C

Tel: +86-28-85589664

E-mail: mr_li@henglitaitech.com

Web: www.hltchips.com

Address: Room 1401, 14th Floor, Building 5, Huaxi Science and Technology Innovation Center, No. 50, Shuxi Road, Jinniu District, Chengdu City