

## H3-B50-16-0.6-160M

0.6-160MHz 50Ω 1:16 Balun

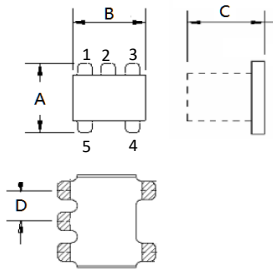
### APPLICATIONS

Ideally suited for high volume cellular and wireless applications.

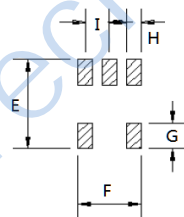
### FEATURES

- Surface mount
- Impedance ratio: 1:16
- Available on tape and reel
- RoHS compliant and Pb free
- 260°C reflow compatible
- CT on Secondary

### DIMENSIONS



### Land Pattern



A	B	C
3.81	3.81	2.9Max
D		
1.27		

E	F	G
4.83	3.30	1.40
H	J	
0.76	1.27	

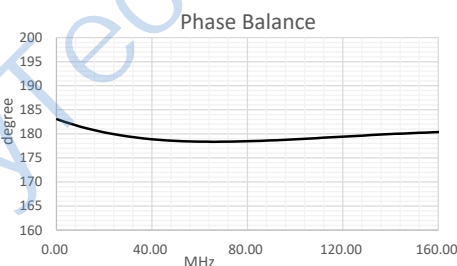
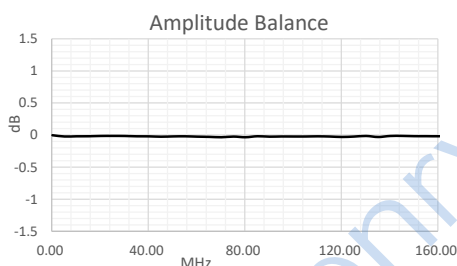
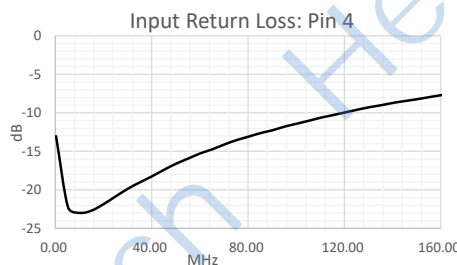
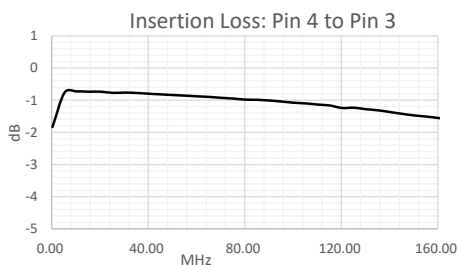
Unless otherwise stated dimensions are in mm

Tolerance: .xx ± 0.25, .xxx ± 0.05

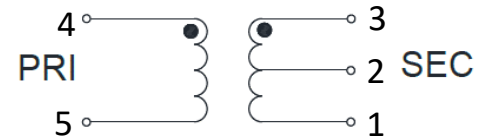
### ELECTRICAL SPECIFICATIONS@25°C:

Parameters (P#: ENA PORT)	frequency band	Min.	Typ.	Max.	Unit
Port Impedance, Z0 (P1 / P2 / P3)			50/400/400		Ohm
Insertion Loss	0.6-160MHz		1.8	3.0	dB
	1.5-120MHz		1.2	2.0	dB
	3-80MHz		0.8	1.0	dB

### TEST CURVE



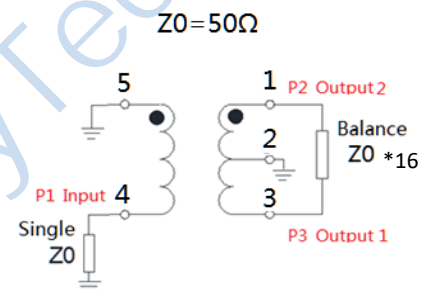
### FUNCTIONAL SCHEMATIC



### Pin Configuration

Pin No.	Function
1	Secondary Dot
2	Secondary CT
3	Secondary
4	Primary
5	Primary Dot

### APPLICATION & TEST CIRCUIT



### ABSOLUTE MAXIMUM RATINGS

Parameter	Value
Input Power	250mW MAX
DC Current	30mA MAX
Operating Temperature Range	-40 to 85°C

Tel: +86-28-85589664

E-mail: mr\_li@henglitaitech.com

Web: www.hltchips.com

Adress: Room 1401, 14th Floor, Building 5, Huaxi Science and Technology Innovation Center, No. 50, Shuxi Road, Jinniu District, Chengdu City