

## H3-TCP-2-10-75+

5-1000MHz 75Ω 2 Way Power Divider

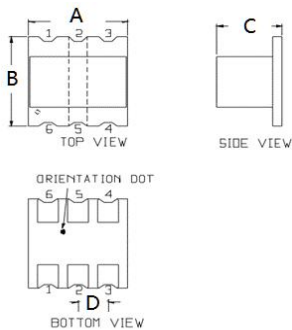
### APPLICATIONS

- Ideally suitable for CATV applications.

### FEATURES

- Surface mount
- 2 Way 0 degree
- 260°C reflow compatible
- RoHS compliant and Pb free
- Available on tape and reel

### DIMENSIONS

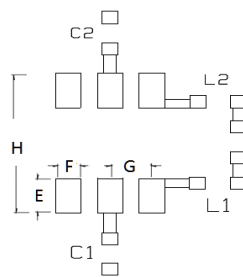


A	B	C
4.30	4.30	3.00
D		
1.27		

Unless otherwise stated dimensions are in mm

Tolerance: .xx ± 0.25, .xxx ± 0.05

### PCB LAYOUT



Suggest:

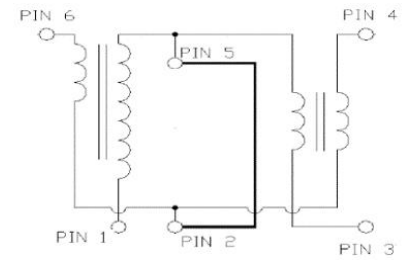
C1,C1=0.5pF

R1 L1,L2=8.2nH

R1=240Ω

E	F	G
1.40	0.76	1.27
H		
4.83		

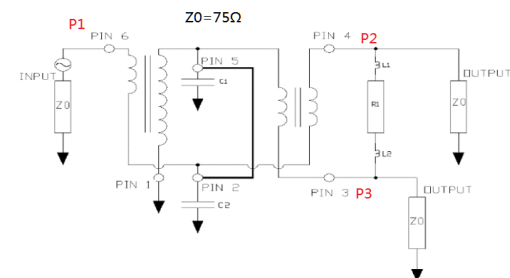
### FUNCTIONAL SCHEMATIC



### PIN CONFIGURATION

Pin No.	Function
1	Ground
2	External 0.5 pF Capacitor
3	Output 2
4	Output 1
5	External 0.5 pF Capacitor
6	Input

### APPLICATION & TEST CIRCUIT



Suggest:

C1,C1=0.5pF

L1,L2=8.2nH

R1=240Ω

### ELECTRICAL SPECIFICATIONS@25°C:

Parameters (P#: ENA PORT)	frequency band	Min.	Typ.	Max.	Unit
Port Impedance, Z0 (P1 / P2 / P3)			75 / 75 / 75		Ohm
Insertion Loss(Above 3dB)	5-1000MHZ		0.6	1.0	dB
Input Return Loss	5-1000MHZ	20.0	39.0		dB
Output Return Loss	5-1000MHZ	18.0	28.0		dB
Isolation	5-1000MHZ	26.0	30.0		dB
Amplitude Balance	5-1000MHZ		0.3	0.6	dB
Phase Balance	5-1000MHZ		0.8	4	Deg

### ABSOLUTE MAXIMUM RATINGS

Parameter	Value
Input RF Power	1W Max
Internal Load Dissipation	0.125W Max
Operating Temperature Range	-40 to85°C

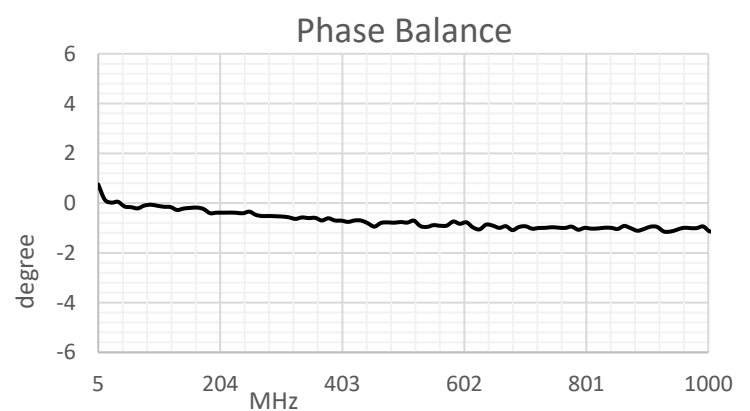
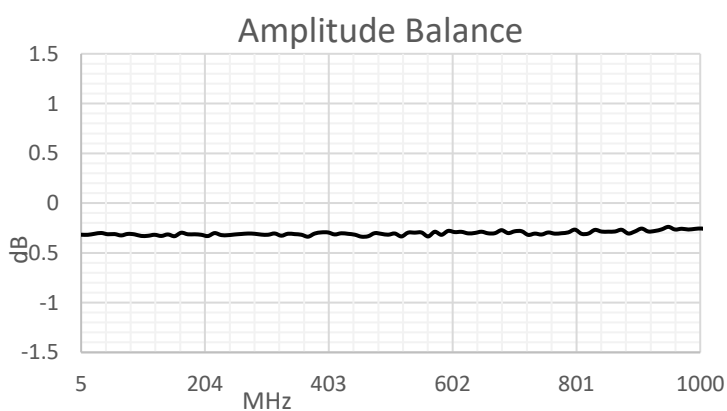
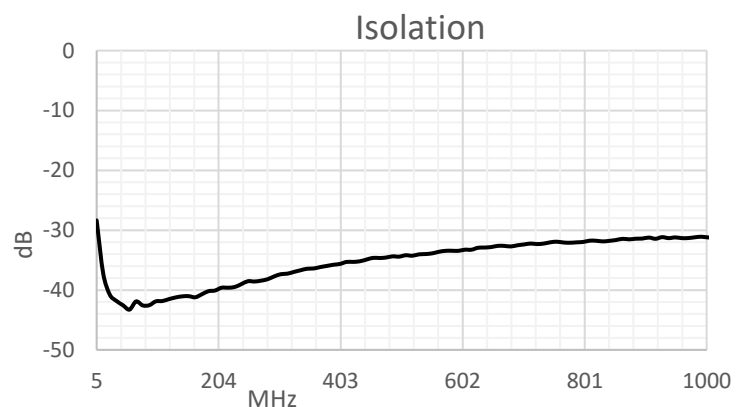
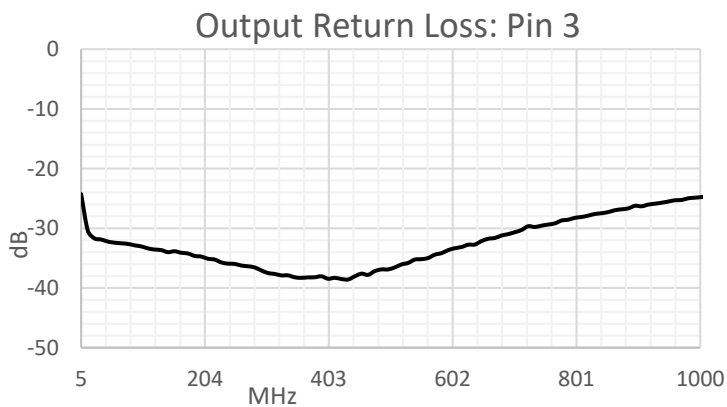
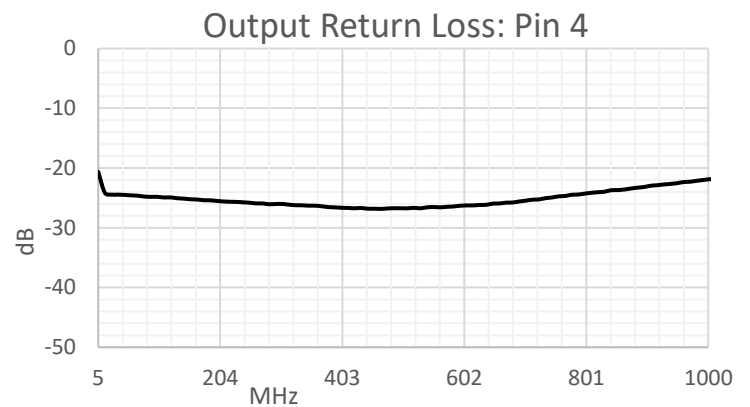
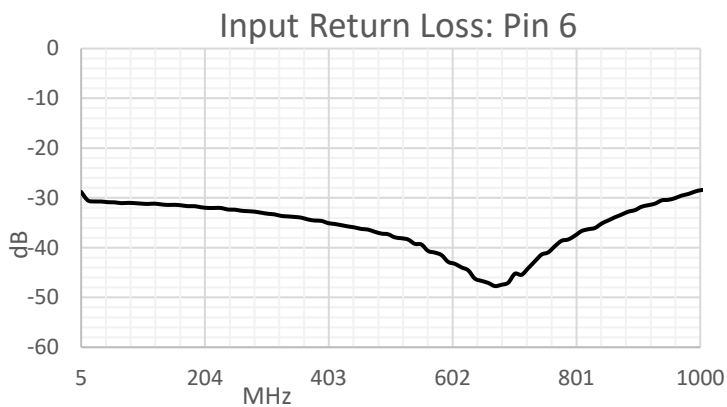
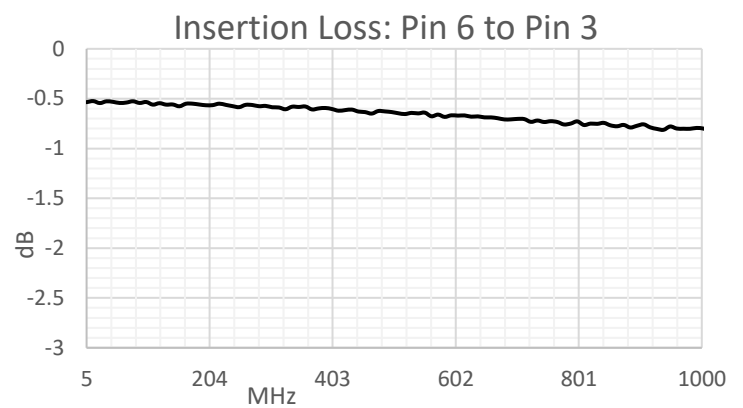
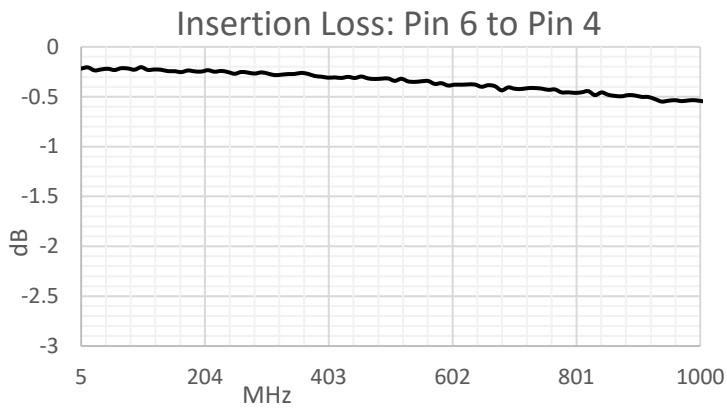
Tel: +86-28-85589664

E-mail: mr\_li@henglitaitech.com

Web: www.hltchips.com

Address: Room 1401, 14th Floor, Building 5, Huaxi Science and Technology Innovation Center, No. 50, Shuxi Road, Jinniu District, Chengdu City

## TEST CURVE



Tel: +86-28-85589664

E-mail: [mr\\_li@henglitaitech.com](mailto:mr_li@henglitaitech.com)

Web: [www.hltchips.com](http://www.hltchips.com)

Address: Room 1401, 14th Floor, Building 5, Huaxi Science and Technology Innovation Center, No. 50, Shuxi Road, Jinniu District, Chengdu City