

LTCC 带通滤波器 (LTCC Bandpass Filter)

HT-BFCQ-2872+

50 Ω 27.5GHz to 30GHz

The Big Deal

- Standard small 1008 (2.5mm x 2.0mm) case style .
- Low Insertion Loss Mid band 1.3 dB typical.
- Wide rejection band.
- Shielded construction preventing filter from de-tuning.
- Reduced footprint area by employing LGA (land grid array).
- Surface mountable pick and place standard case style

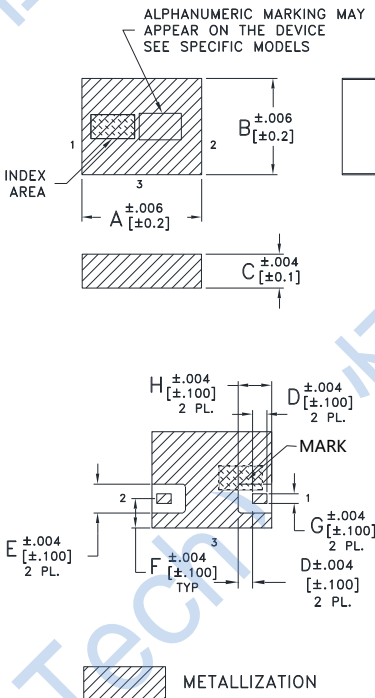
Features and Applications

- Test & Measurement Equipment

Pad Connections

Input	1
Output	2
Ground	3

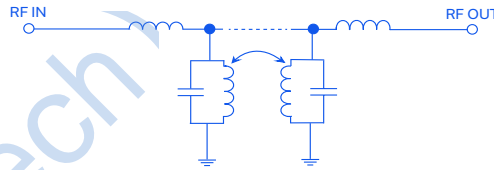
Outline Drawing



Outline Dimensions : inch mm

A	B	C	D	E	F	G	H	J	K	wt
.098	.079	.028	.012	.024	.008	.028	.043	.024	.024	grams
2.49	2.01	0.71	0.30	0.61	0.61	0.20	0.71	1.09	0.61	.019

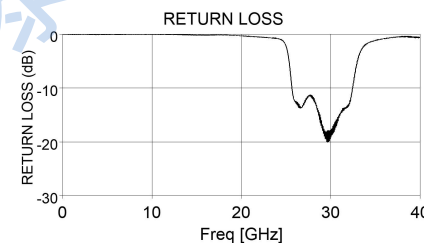
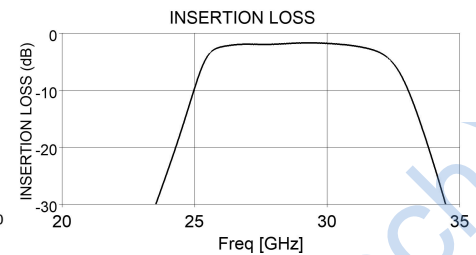
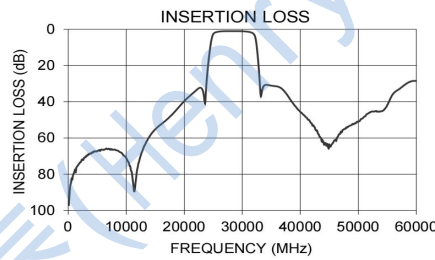
Functional Schematic



Electrical Specifications at 25°C

Parameter	Frequency (GHz)	Min.	Typ.	Max.	Units
Center Frequency	—	—	28.7	—	GHz
Passband	Insertion Loss	27.5-30	—	3.0	dB
	Return Loss	27.5-30	—	12	dB
Stop Band, Lower	Insertion Loss	0.1-18	30	47	dB
		18-22.2	22	32	
Stop Band, Upper	Insertion Loss	35.3-38	20	28.4	dB
		38-55	27	37	

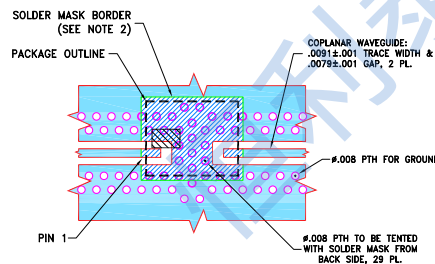
Typical Performance Data at 25°C



Notes

- The specifications are tested at 25°C±5°C, relative humidity 55~75%.
 - Other quality and characteristic not specify in this datasheet.
- Please contact us for detail requirements.

PCB Land Pattern



- NOTES:
- COPLANAR WAVEGUIDE PARAMETERS ARE SHOWN FOR MECTRON-7 R5785(N); DIELECTRIC THICKNESS: .0049±.001; CLOTH STYLE: 2116; COPPER: HVLP/HVLP. FOR OTHER MATERIALS LINE WIDTH & GAP MAY NEED TO BE MODIFIED.
 - SOLDER MASK OPENING FOR COMPONENT SOLDERING HAS BEEN INCREASED AGAINST PCB LAND PATTERN RECOMMENDATIONS PER N1008C-6 AND CAN BE DEVIATED FROM THIS DRAWING TO COMPLY WITH CUSTOMERS' DESIGN RULES.
 - BOTTOM SIDE OF THE PCB IS CONTINUOUS GROUND PLANE.
- DENOTES PCB COPPER LAYOUT WITH SMOBC (SOLDER MASK OVER BARE COPPER).
- DENOTES COPPER LAND PATTERN FREE OF SOLDER MASK.

Maximum Ratings

Operating Temperature	-55°C to +125°C
Storage Temperature	-55°C to +125°C
RF Power Input*	1W at 25°C

*Permanent damage may occur if any of these limits are exceeded.